

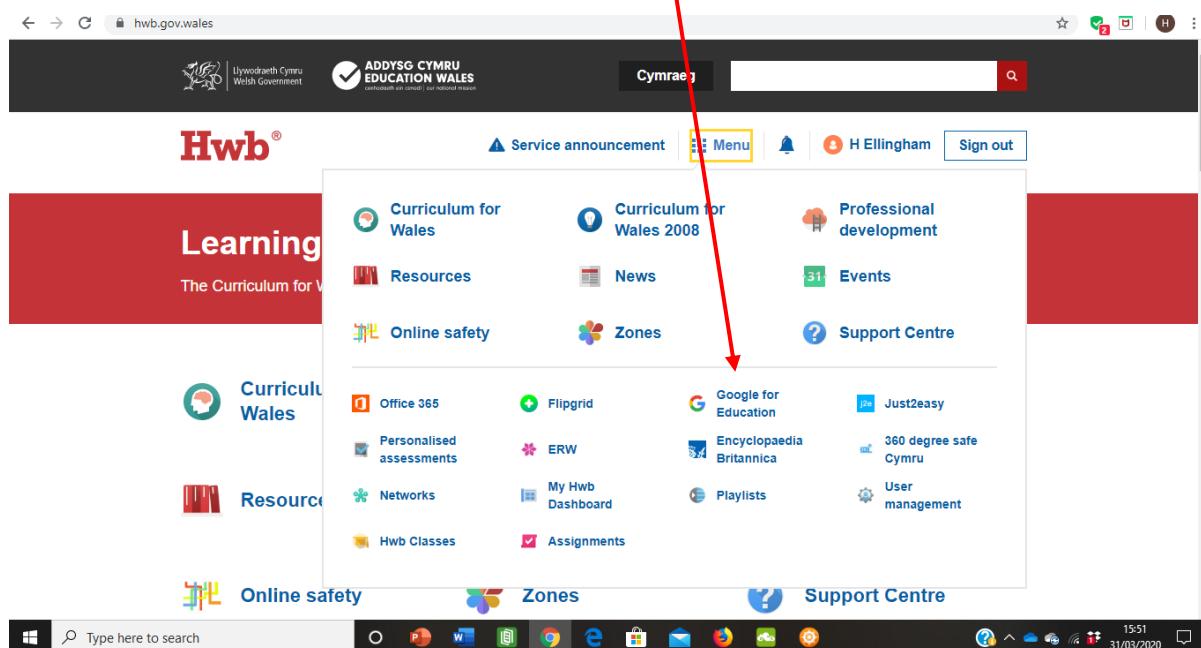
What Google Classroom is and why it is useful?

Google classrooms is an online learning platform where children can share their work with their teacher, comment on posts and receive feedback on their work.

The Google classroom maintains a link with the children, their classmates and their teacher so they can maintain their school relationships. As teachers can also give feedback on the children's work this can add to their motivation to continue learning at home.

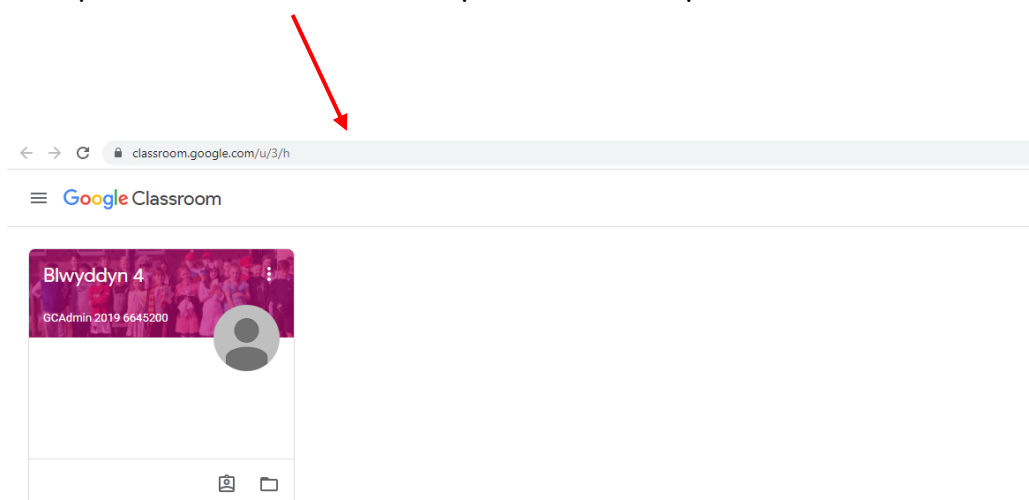
How to access Google Classroom

1. Logon to HWB as you usually would.
2. On the menu click google for education



If you have a personal google account at this point you may need to sign out of your personal account and google classrooms will ask for your HWB details.

When you see the screen below you should see your class listed.



Parts to Google Classroom

1. Stream - this is where the teacher will update you with any key information or messages.
2. Classwork - this is where any work set can be found.
3. People - this is where any teachers or pupils that are also in your classroom are listed.

How to upload files

First of all you need to click on classwork.

There are two main ways of work being assigned to your child. The first option is assignments. This is where work will be uploaded on a weekly basis, for the children to complete and return. The second way of tasks being set for your child could be questions or wellbeing posts where the children can interact with each other and give a direct response to a teacher.

This is what an assignment looks like.

- Click on the post → view assignment

The screenshot shows a classroom post from H Ellingham dated 26 Apr. The post text reads: "Here is the year 4 work for WB 27th April. You can download the files as and when you need them. If you are using Google Classroom please remember to comment on the 'weekly wellbeing question' in the classwork stream (look for How are you all?) so I can see how you all are and who is using this. Thank you." Below the text is a grid of 10 file thumbnails:

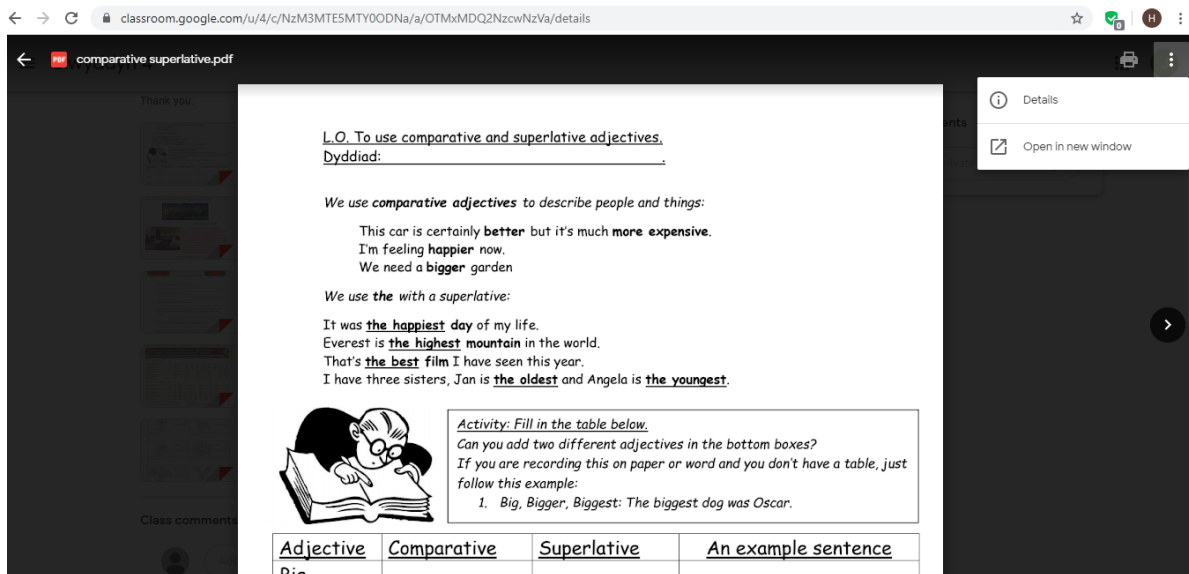
- comparative superlative.pdf (PDF)
- How persuasive texts make ... (Image)
- Persuasive brochure orchid ... (PDF)
- Activity Two Timetables.jpg (Image)
- Bus Timetable Worksheet.pdf (PDF)
- mental maths.pdf (PDF)
- timetable kinnerton chester... (PDF)
- Timetables - Primary.mp4 (Video)
- Plant Or Animal.jpg (Image)
- Activities WB 27th April.pdf (PDF)

On the right side of the post, there are two buttons: "+ Add or create" and "Mark as Done". Below these is a "Private comments" section with a user profile icon and a text input field "Add private comment..." with a send button.

It is easier to download all the files and work on your computer, out of Google classroom. This is because Google Drive will then start editing documents 'real time' which can cause technical problems.

How to Download Files

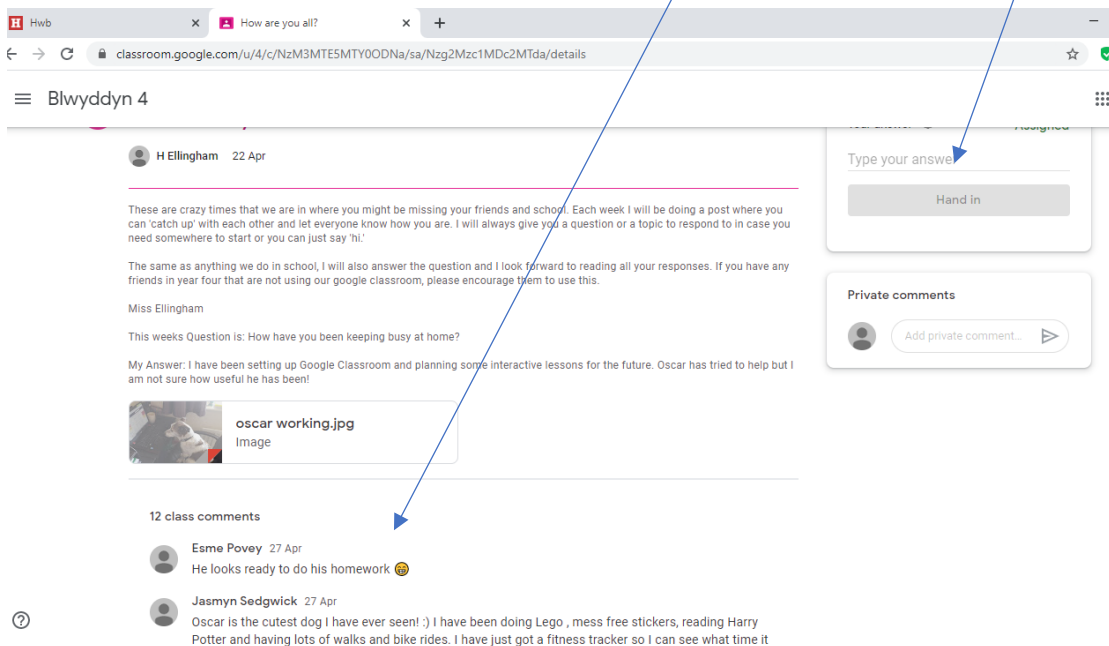
Click on the file, then the three dots in the top right hand corner. Open in a new window. In the new window there is a download option at the top.



This is what a question looks like.

You can respond to a question by typing in your answer and clicking hand in.

Or you can respond directly below the post.



How your work will be marked

When responding to work you can go to the assignment and click on Add or create. This is where you choose what files to upload from your device. It is preferable if work could be uploaded as a word document, power point or a photo of the work if its been completed by hand. We will mark and give feedback for any format handed in though.

H Ellingham 26 Apr

Here is the year 4 work for WB 27th April. You can download the files as and when you need them.

If you are using Google Classroom please remember to comment on the 'weekly wellbeing question' in the classwork stream (look for How are you all?) so I can see how you all are and who is using this.

Thank you.

- comparative superlative.pdf PDF
- How persuasive texts make ... Image
- Persuasive brochure orchid ... PDF
- Activity Two Timetables.jpg Image
- Bus Timetable Worksheet.pdf PDF
- mental maths.pdf PDF
- timetable kinnerton chester... PDF
- Timetables - Primary.mp4 Video
- Plant Or Animal.jpg Image
- Activities WB 27th April.pdf PDF

Private comments

Add private comment...

How your work will be marked

There is two different types of marking:

1. personal comments in the bottom right hand corner appear automatically - these are general comments.
2. comments on work PDF's / photos - you need to click on the three dots in right hand corner of file and open in a new window to view them. These are specific to each piece of work.