



Summer Reading Challenge 2020

sillysquad.org.uk

Summer Reading Challenge Platform Guide

About the Summer Reading Challenge website	Page 2
Information to know before signing up For new users For existing users	Page 2
Getting started Register for a new account For parents who have their own Passport account For parents who do not have a Passport account Complete your Silly Squad profile	Page 3 Page 3 Page 5 Page 6 Page 8
Finding books to read	Page 12
Completing the Challenge	Page 13
Additional features	Page 16
Help and support	Page 16

About the Summer Reading Challenge website

The Summer Reading Challenge website is available year-round and enables children to keep track of their reading by setting up a personal profile where they can rate and review their books.

For Silly Squad, Summer Reading Challenge 2020, the website has received a refreshed look and additional functionality. Children can set a personal reading goal to complete over the summer and participate in fun Silly Squad themed activities. Each time a child finishes a book, they add it to their profile and leave a review. If they reach their summer reading goal, they will unlock a Silly Squad certificate to print and keep. There are extra incentives including virtual badges, avatars, activity sheets and videos to unlock along the way.

Children can also use the website to access book recommendations, chat to other Challenge participants, enjoy exclusive author content, play games and enter competitions.

Information to know before signing up

For new users

The Reading Agency websites use a system called Passport to manage user accounts. Once a Passport account has been created it can be used across any of the Reading Agency websites, including Reading Groups for Everyone and World Book Night.

Children joining the Summer Reading Challenge website for the first time will need a parent or carer to help them complete the Passport registration process. The parent/carer must hold their own Passport account to sign their child up for the Summer Reading Challenge website. This is because The Reading Agency is required to obtain the parent/carer's permission before the child's account can be confirmed in the Passport system. When a parent/carer gives their permission for their child's account, this is logged against the parent's own Passport account and the parent is then able to view and manage all of their child's personal information in one place.

If a parent is signing more than one child up for the Challenge, they can approve and manage multiple child accounts through the same (parent) Passport account.

The registration process is explained further below.


For existing users

Children who have already signed up to the website for a previous Summer Reading Challenge or Winter Mini Challenge can log in using their existing Username and Password. Any books logged and virtual rewards unlocked in previous years will still be accessible through their profile page.

Getting started

Register for a new account

To register for a new account, select the Join Now button on the Summer Reading Challenge homepage.



Enter the **child's date of birth** and click Continue.

Create your Challenge account

Get rewards, play games and earn badges as you discover awesome books to read this summer!

* indicates a required field

To create your Challenge account, please enter your date of birth.

Date of birth

Day	Month	Year
-----	-------	------

CONTINUE

Create your Challenge account

Get rewards, play games and earn badges as you discover awesome books to read this summer!

* Indicates a required field

You must ask a parent/guardian to give consent for you to have an account.

Your parent/guardian's email *

Your Challenge login

Username *

Password (must be 6 or more characters) *

Password confirmation *

About you

First name *

Last name *

SUBMIT

Users under the age of 16 will be prompted to enter an email address belonging to a parent/carer.

Enter a Username and Password. These details will be used to sign the child in to their Summer Reading Challenge profile on future visits.

If the Username entered has already been taken by an existing account, this page will refresh. We recommend parents do not enter the child's real name as a Username. They may also wish to try adding letters or numbers to the Username to help make it unique.

The Password must be least 6 characters long.

Enter the child's name into the **About you** fields. We include this information in the email to the parent/carer when we contact them to obtain their consent, so they know which child has signed up.

Click Submit to continue.

Thank you for signing up!

You are nearly a member of the Silly Squad, but... **we need your account to be confirmed by your parent/guardian.**

They will have received an email at the address you entered, and need to follow the instructions provided. If they don't confirm your account, give them a nudge!

In the mean time, why not get some book ideas, or play a game, on the website.

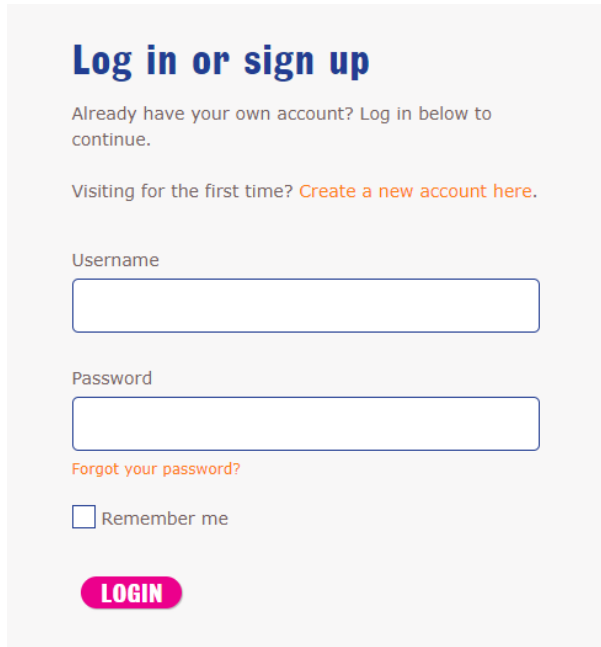
EXPLORE THE CHALLENGE SITE

We will send an email to the address provided asking the parent/carer to confirm they give their permission for their child to have a Passport account. This email includes instructions on what to do next to complete the child's Summer Reading Challenge registration. These steps are laid out below.

For parents who have their own Passport account

If the parent/carer has a Passport account of their own, they can click the account approval link in the email we send them.

This will take them to the website Log in page.



Log in or sign up

Already have your own account? Log in below to continue.

Visiting for the first time? [Create a new account here.](#)

Username

Password

[Forgot your password?](#)

Remember me

LOGIN

Here the parent should enter **their own** Passport Username and Password, then click Login.

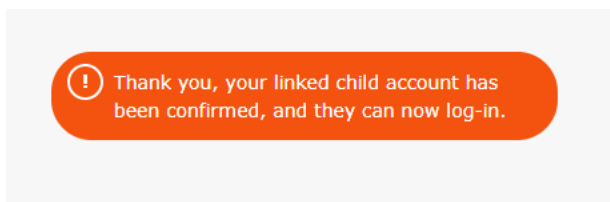
The next page will ask them to confirm their child's details, their own agreement with The Reading Agency privacy policy, and that they give their permission for the child's Passport account to be created.



Your child's account

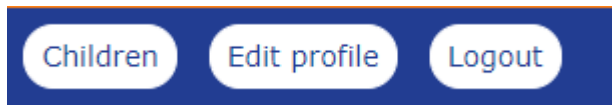
Before your child can start to use their account to log-in, we need your confirmation.

Once this information has been submitted, the child's account will go live in the Passport system. The child can visit the Summer Reading Challenge website and log in with the Username and Password they chose for their own account.



! Thank you, your linked child account has been confirmed, and they can now log-in.

The parent can manage their child's information through their own (parent) account. Once logged in, clicking the tab labelled 'Children' will list any child account that has been approved by that parent. Here the parent can view and manage their child(ren)'s personal information and reset their account password(s).



The child's account must be confirmed by their nominated parent/carer to go live. If the parent has not followed the steps in the account approval email, the child will not be able to progress past the login screen when they visit the Summer Reading Challenge website.

For parents who do not have a Passport account

For parents who have not already created an account for use on a Reading Agency website, they will need to register for their own (adult) Passport account to continue. To sign up to Passport, parents can click the 'Create a new account' link as shown on the Log in page above, or they can visit any Reading Agency website and choose the 'Join' button.

The first screen they arrive on will ask for their date of birth. The parent must enter **their own date of birth** when setting up their own account. If they enter their child's details, they will be entered into the Passport system as a child instead. Only adult account holders (aged 16+) have the ability to give their permission to complete the registration process.

After submitting their date of birth, the parent will be asked to enter their own Username and Password, followed by some additional information.

If the Username entered has already been taken by an existing account, this page will refresh. Users may also wish to try adding letters or numbers to the Username to help make it unique.

The Password must be least 6 characters long.

About you

First name * Last name *

Twitter username Mobile

Website

To help create new and enhance current programmes we would be grateful if you could provide the following information:

Gender * Ethnicity *

Postcode * Library authority


Consent

We need your consent to use your data. You can change these settings after you complete the sign-up process by editing your profile.

I have read and understood the Reading Agency [privacy policy and terms of use](#) and how it relates to the data held about me. *

I am happy to be contacted by the Reading Agency in relation to programmes and activities run by the organisation. Please note, we may need to contact you even if you do not give permission, if the web service requires us to do so e.g. a forgotten password request.

If after submitting their information the parent receives a message stating their email has already been used to create an account, this is **not** because they entered it when setting up their child's account. Email addresses entered during the child registration process are only used to contact parents for their approval and can be used multiple times to set up multiple child accounts.



! Email has already been taken

If the parent receives a message stating their email is already in use, this means they have already registered for an adult account in the Passport system.

If the parent has forgotten the password associated with their account, they can click the 'Forgotten your password?' link on the Login screen to reset it.

If the parent cannot recall any of their Passport account information, they can contact the team at summerreadingchallenge@readingagency.org.uk to request it.

Once the parent has submitted their information on the registration page, their account will be set up and will go live in the system straight away. They can now return to the parent confirmation email, click the account approval link, and follow the steps laid out under [For parents who have their own Passport account](#).

To create Passport accounts for additional children, the parent should ensure they have logged out of their first child's account. The option to register for a new account will not appear if a user is already logged in. Follow the steps listed in [Register for a new account](#) to create additional accounts for children.

Complete your Silly Squad profile

To start the online Summer Reading Challenge, children can log in using the pink button on the homepage.



Every child on the website is given a Screen Name to help keep them anonymous. When children post comments to the Chat page, write book reviews, enter competitions or rank on the Games Leaderboard, their entries will appear under their personal Screen Name.

The Screen Name provides an extra level of security as no personal details are displayed on the Summer Reading Challenge website. The Username and Password chosen by the user during the registration process are still valid and will still be used to log in to the website. These details are only known to the account holder.

The Screen Name appears once the child is logged in and is visible to all website users. It helps to protect all users including those who have put their real name as their Username.

The Screen Name is made up of three random words, for example 'Chief Cabbage Mozzarella'.

After logging in, click Continue to move on to the website.

Logging in

You are logging in to **Summer Reading Challenge**
as **Chief Cabbage Mozzarella**

CONTINUE

Not you? [Switch to your account](#)

The first time a user signs in, they will need to set up their Silly Squad profile. Click Continue to get started.

We recommend users set up their profile straight away so they will be able to access all areas of the website.



The first item to choose is an Avatar. Just like the Screen Name, when children post comments to the Chat page or write book reviews, their Avatar will appear next to their submissions.

When they start the Challenge, children can choose from Izzie the octopus or Snook the penguin. As they progress through the Challenge, they will unlock additional Silly Squad characters.

First select a member of the Silly Squad

Right now you can choose from Izzie and Snook. You can earn new members of the Squad as you complete your Challenge!



Select a character and click Continue.

Next, set a Summer Reading Challenge goal. This is where the child can decide the number of books they are going to challenge themselves to read over the summer. We recommend starting with a 6-book target, but children can use the arrows to adjust the number up or down to suit them.

Next select how many books you're going to read!

We recommend six books for your Challenge, but think about how many books YOU would like to read this summer! You can always change your target later.



Click continue to set the target. The reading goal can be changed via the user's profile page if they want to adjust it up or down later on.

On the next screen, children have option of picking a different Screen Name if they don't like the one that was automatically created for them.

Random name generator!

Here's your Silly Squad member name! Tap Spin Again if you want to choose a different one.

CHIEF CABBAGE MOZZARELLA

SPIN AGAIN

Click the Spin Again button to see a different Screen Name option. When happy with the Screen Name, click Continue to save it and move on.

Once set, the Screen Name cannot be changed. To receive a new Screen Name after leaving this page, the user would have to sign up for a new account and start again, which we do not recommend.

Picking an Avatar and a Screen Name will unlock the first reward badge. All badges are accessible from the user's profile page.

You've unlocked your first badge!

Here's your first badge for setting up your profile. You'll earn loads more as you complete your Challenge and read books.



On the next screen, children can pick the types of books they most like to read.

Select your favourite types of books









Select types of books to get recommendations for your Challenge wishlist. You can pick as many as you like!

 ACTION ADVENTURES - CHILLS, THRILLS AND PLENTY OF SPILLS	 FACTS & INFORMATION - LISTS, STATS AND PLENTY OF FACTS	 SPORTY STORIES - GAMES, GOALS AND GOLD MEDALS	 FANTASY WORLDS - AWESOME ADVENTURES OF MAGIC AND MYSTERY	 ANIMAL TALES - BUNDLES OF FUR, FLUFF AND FUN	 FUNNY STUFF - RIB TICKLERS TO MAKE YOU FALL OFF YOUR CHAIR
 SPINETINGLERS - SHIVERS UP THE SPINE TIME	 FRIENDS & FAMILY - TEARS AND LAUGHTER, AND HAPPY EVER AFTER	 HISTORY TIME - BLASTS FROM THE PAST	 COMICS AND MANGA - FROM ASTERIX TO ZELDA	 POETRY - RHYME, RHYTHM AND RAP	 FAIRY TALES - MYTHS, LEGENDS AND FOLKLORE FROM WAY BACK

The following screen will show the user book recommendations for their chosen genres based on titles that other children on the website have enjoyed.

Awesome you might like...

Here are your book recommendations. Try adding one of these books to your wishlist and it'll be saved for later on your profile.

 Famous People, Great Events: Becoming Queen Elizabeth II ADD	 How Many Trees? ADD	 How High is the Sky? ADD	 The Official Pokémon Fiction: Adventure on Treasure Island: Book 11 ADD
 Top Wing: Meet the Cadets ADD	 Amazing Machines: Roaring Rockets ADD	 The (Not) Sleepy Shark ADD	 Wildlife Wonders ADD

Children can keep track of books they see on the website that they are interested in reading using the Wishlist section of their profile. Clicking the orange 'Add' button under a book recommendation at this stage will add the book to the user's Wishlist and unlock a new badge.

You've unlocked the wishlist badge!

Great job, you unlocked another badge. You'll earn loads more as you complete your Challenge and read books.



Click Continue on the badge page to complete the Silly Squad profile set up.

The user now has a Screen Name, Avatar, Summer Reading Challenge reading goal and a book recommendation. They have officially started the Challenge!



Finding books to read

Children can find books recommended by other Summer Reading Challenge website users with the **Book Sorter**. The Book Sorter only recommends titles that have been rated and reviewed by children using the website. The book counter in the top right corner of the website shows the number of books that have been added by Summer Reading Challenge members.

<https://summerreadingchallenge.org.uk/book-sorter>

The **Silly Squad Book Collection** features titles chosen by children and librarians to reflect this year's funny books theme. <https://summerreadingchallenge.org.uk/silly-squad-bc-landing>

The **Find A Read** page includes tips to help children access books while they are at home.

<https://summerreadingchallenge.org.uk/find-a-read>

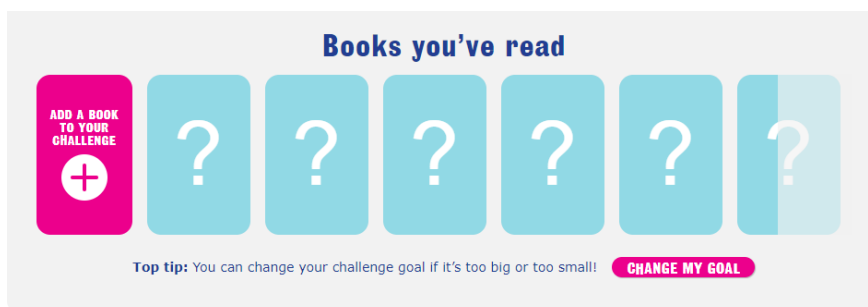
Completing the Challenge

Each time a child finishes reading a book, they can add it to their profile to count towards their personal Summer Reading Challenge 2020 goal.

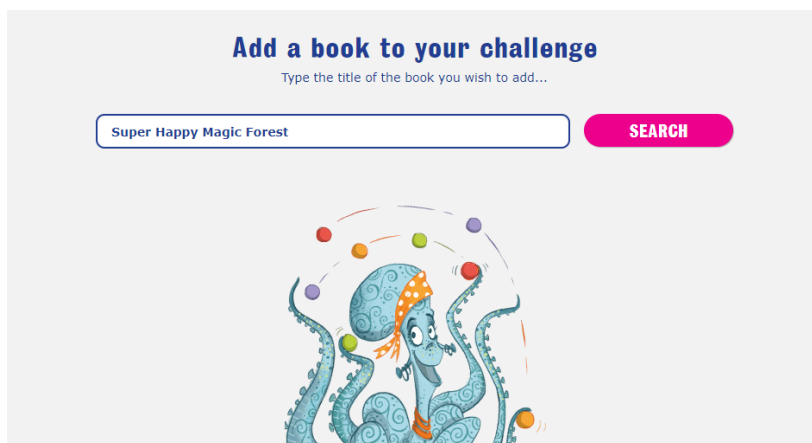
To add a book, the user first needs to log in to the website. They will automatically land on their profile page. The profile page can also be reached by clicking the pink My Challenge button in the top right corner on all pages. The bar at the top of the profile page shows their progress towards their goal.



To add a book, scroll down and select the pink 'Add a book to your Challenge' button




Enter the title of the book and click Search



Select the matching book from the search results. If the book the user is looking for does not appear in the search results, they can search again or type in the title themselves.

Add a book to your challenge
Type the title of the book you wish to add...


Super Happy Magic Forest **SEARCH**



Super Happy Magic Forest: The Humongous Fungus
Matty Long

Rate the book out of 5 and add a review.

Rate this Book 1-5 Stars
Leave a review to tell everyone what you thought of your book!




Super Happy Magic Forest: The Humongous Fungus
Matty Long

Rate this book (1= low)
 1 2 3 4 5

Tell us what you thought?
Write down your thoughts about what you have read.
If it was fiction, which person did you like best?
If it was factual, why did it interest you?
Would you recommend it to someone else?

ADD THIS TITLE

The progress bar will update to show a book has been added. The title will also appear on the 'Books you've read' list underneath the progress bar. Clicking on a book on this list will show all of the reviews that title has received on the website. Once a review has been checked and approved by a Summer Reading Challenge website moderator it will be published on the book's page too.



Hello
Chief Cabbage Mozzarella
CHANGE SQUAD MEMBER


YOUR SUMMER READING CHALLENGE GOAL

1 books read **6**

Once you've read a book add it to your challenge total. You'll get badges and downloads for every book you read and a mega prize for completing the challenge!

Books you've read

ADD A BOOK TO YOUR CHALLENGE (+)



? ? ? ? ? >

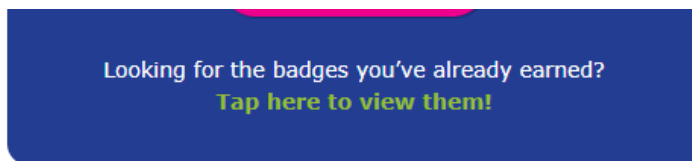
Top tip: You can change your challenge goal if it's too big or too small! **CHANGE MY GOAL**

As readers progress through their Challenge they will unlock rewards, including virtual badges, activity sheets and videos.

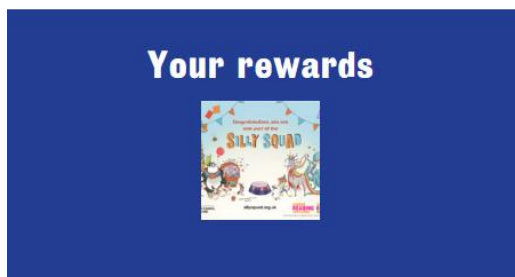
Virtual badges are displayed in the My Badges box on the profile page. Badges that have been unlocked will light up. Badges that have not yet been collected are greyed out.



Follow the link at the bottom of the My Badges box to see all badges and rewards that have been unlocked.



On the rewards page, click on a reward icon to see each incentive.



When children reach their reading goal, they will unlock a certificate which will appear alongside their other rewards on this page.

The online certificate has a different design to the completion certificate available for libraries to give out, so if children complete the Challenge online *and* with the core pack poster and stickers, they will not receive the same item twice.

Additional features

Activities: <https://summerreadingchallenge.org.uk/competition>

For downloadable activity sheets, competitions and creative challenges.

Reading Club: <https://summerreadingchallenge.org.uk/reading-club>

For videos, interviews, jokes and more from Silly Squad authors and illustrators.

Chat: <https://summerreadingchallenge.org.uk/chat/messages>

Children can post messages to other Summer Reading Challenge website users. All messages go into a queue to be checked and approved by the website moderation team.

Messages must be on topic and abide by the website rules to be approved:

<https://summerreadingchallenge.org.uk/read-the-rules>

Children can only post messages via the moderated Chat page; they cannot message each other independently.

Games: <https://summerreadingchallenge.org.uk/games>

For games inspired by different Summer Reading Challenge themes.

Help and support

<https://summerreadingchallenge.org.uk/help>

Click the green 'Need help?' bar towards the bottom of each page to view answers to frequently asked questions about using the website.

The Help page is kept up to date and we recommend website users check here first if they have any queries. Contact details for The Reading Agency team are included on this page.